

Jackson School District (District 2520)

Dr. Lonnie Edwards, Sr., Superintendent
ledwards@jackson.k12.ms.us
662 S. President Street
Jackson, MS 39225

— DISTRICT PROFILE —

Section Source: MDE/SY 2007-2008

Student Data — Demographics

	This District	Mississippi
Total Enrollment	31,191	493,302
Free and Reduced Lunch	83.96%	66.31%
Average Daily Attendance	95.39%	96.22%

Student Data — Racial Makeup

Race	This District	Mississippi
Asian	0.18%	0.87%
Black	97.54%	50.61%
Hispanic	0.60%	1.92%
Native American	0.02%	0.20%
White	1.66%	46.40%

Student Data — Special Education

IEP Students as a Percentage of All Students	10.59%
Actual Number of IEP Students	3,302

* IEP = Individualized Education Program

School District Staff

	This District	Mississippi
Number of Employees (FTE) ^{1 2}	4,662.85	70,600.12
Number of Teachers (FTE) ^{1 2}	1,978.73	33,972.78
National Board Certified Teachers	138	2,931
Highly Qualified Teachers	84.9%	94.1%
Emergency/Provisional Teachers	10.0%	3.8%
Number of Special Education Teachers (FTE) ^{1 2}	Not Available	
Highly Qualified Special Education Teachers	66.9%	72.5%
Emergency Special Education Teachers	14.0%	10.1%

¹FTE = Full Time Equivalent

²Data from SY 2008-2009

— ACADEMIC ACHIEVEMENT —

Section Source: MDE


2009 State Accountability Label²

—Academic Watch—

2009-2010 Accreditation Status²

—Accredited—

Number of Schools by Accountability Label



Graduation and Completion Data (First Time 9th Graders in 04-05)

	All Students	IEP Students	Mississippi
Graduation Rate	64.2%	21.5%	72.0%
Completion Rate (w/ graduates)	71.9%	68.4%	80.1%
Dropout Rate	17.6%	21.3%	16.0%
Occupational Diplomas	NR	NR	454
Certificates of Attendance	63.32	63.32	1,072

ACT Information (2007-2008)

	This District	Mississippi
Graduates Taking ACT (estimated)	71.87%	94.37%
Average ACT Score	17.3	18.9

* ACT = American College Test

Expulsions & Out of School Suspensions > 10 Days (2007-2008)

	This District	Mississippi
IEP Students	2.64%	0.84%
All Non-IEP Students	12.60%	3.77%

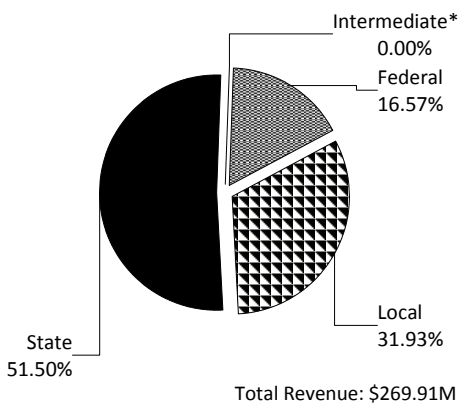
* NR = Less Than 10 Students or No Results Reported

² Data from SY 2008-2009

— FINANCIAL DATA —

Section Source: MDE/SY 2007-2008

Revenue Sources



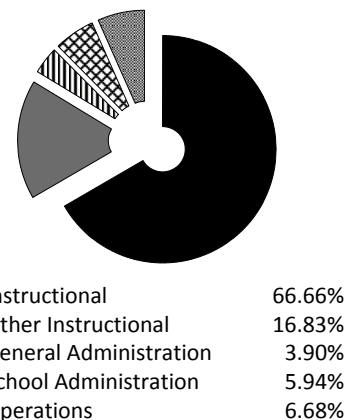
Millage and Assessed Valuation

	This District	Mississippi
Operational Millage Rate	68.91	42.73
Debt Service Millage Rate	6.08	4.09
Net Ad Valorem Requested	\$72,000,000	
Assessed Valuation	\$1,108,256,244	

Estimated Per Pupil Expenditures

	This District	Mississippi
Local	\$2,888	\$2,476
State	\$4,659	\$4,827
Federal	\$1,499	\$1,431
Intermediate ³	\$0	\$3
Total	\$9,046	\$8,737

Actual Expenditures



For more information on how to get involved in the Jackson School District, or to obtain a free hard copy of this report, please call (601) 960-8700 or visit any Jackson School District School or District Office. To view this report online, or to find out more, visit www.msreportcard.com.

³Intermediate funds are grants from an intermediate source which can be used for any legal purpose desired by the LEA