

# Jackson Public School District (District 2520)

Dr. Jayne Sargent, Superintendent

jsargent@jackson.k12.ms.us

662 S. President Street

Jackson, MS 39225



## — DISTRICT PROFILE —

Section Source: MDE/SY 2009-2010

### Student Data — Demographics

	This District	Mississippi
Total Enrollment	30,617	492,105
Free Lunch and Reduced Lunch	87.16%	70.70%
Average Daily Attendance	93.40%	94.46%

### Student Data — Racial Makeup

Race	This District	Mississippi
Asian	0.12%	0.92%
Black	97.61%	50.29%
Hispanic	0.72%	2.31%
Native American	0.01%	0.20%
White	1.54%	46.28%

### Student Data — Special Education

IEP Students as a Percentage of All Students	10.25%
Actual Number of IEP Students	3,138

\* IEP = Individualized Education Program

### School District Staff

	This District	Mississippi
Number of Employees (FTE) <sup>1 2</sup>	4,680.44	67,853.42
Number of Teachers (FTE) <sup>1 2</sup>	1,936.55	32,041.61
National Board Certified Teachers	81	2,360
Highly Qualified Teachers	90.4%	95.9%
Emergency/Provisional Teachers	6.0%	2.3%
Number of Special Education Teachers (FTE) <sup>1 2</sup>	65.70	910
Highly Qualified Special Education Teachers	55.10%	75.6%
Emergency Special Education Teachers	19.82%	6.72%

<sup>1</sup> FTE = Full Time Equivalent

<sup>2</sup> Data from SY 2010-2011

## — ACADEMIC ACHIEVEMENT —

Section Source: MDE


### 2011 State Accountability Label<sup>2</sup>

—Academic Watch—

### 2011-2012 Accreditation Status<sup>2</sup>

—Probation—

### Number of Schools by Accountability Label



### Graduation and Completion Data (First Time 9th Graders in 06-07)

	All Students	IEP Students	Mississippi
Graduation Rate	61.8%	9.1%	71.4%
Completion Rate (w/ graduates)	67.3%	36.9%	78.6%
Dropout Rate	22.8%	29.3%	17%
Occupational Diplomas	19.20	19.20	570
Certificates of Attendance	59.45	59.45	1014

### ACT Information (2009-2010)

	This District	Mississippi
Graduates Taking ACT (estimated)	74.16%	78.83%
Average ACT Score	17.0	18.5

\* ACT = American College Test

### Expulsions & Out of School Suspensions > 10 Days (2009-2010)

	This District	Mississippi
IEP Students	0.76%	0.36%
All Non-IEP Students	3.63%	1.91%

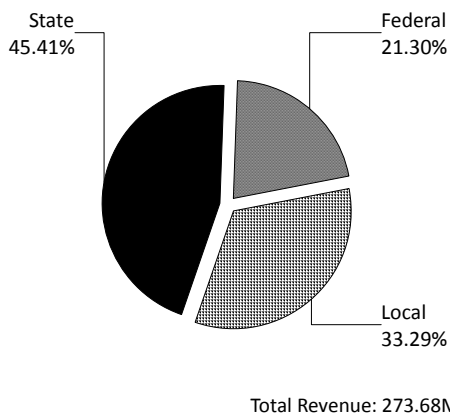
\* NR = Less Than 10 Students or No Results Reported

<sup>2</sup> Data from SY 2010-2011

## — FINANCIAL DATA —

Section Source: MDE/SY 2009-2010

### Revenue Sources



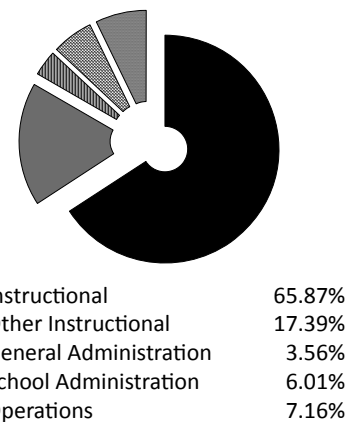
### Millage and Assessed Valuation

	This District	Mississippi
Operational Millage Rate	64.98	41.37
Debt Service Millage Rate	10.01	4.57
Net Ad Valorem Requested	\$74,640,000.00	
Assessed Valuation	\$1,214,527,877	

### Estimated Per Pupil Expenditures

	This District	Mississippi
Local	\$ 3,053.00	\$2,691
State	\$ 4,164.00	\$4,305
Federal	\$ 1,954.00	\$1,930
Intermediate <sup>3</sup>	\$ 0.00	\$3
<b>Total</b>	<b>\$ 9,170.79</b>	<b>\$8,929</b>

### Actual Expenditures



For more information on how to get involved in the Jackson Public School District, or to obtain a free hard copy of this report, please call (601) 960-8700 or visit any Jackson Public School District School or District Office. To view this report online, or to find out more, visit [www.msreportcard.com](http://www.msreportcard.com).

<sup>3</sup>Intermediate funds are grants from an intermediate source which can be used for any legal purpose desired by the LEA